

HELIO C2 CARBON





MOTIONCOMPOSITES

**Something had to be done.
We did it.**

Motion Composites believes in empowering wheelchair users. Clunky and inefficient equipment are unfortunately too common and something had to be done.

Wheelchairs simply need to be better and that's why we use the very best technology available to enhance mobility and improve people's lives.

Better mobility is achieved through light, rigid, efficient, adjustable and reliable devices. In 2008, we launched the first everyday wheelchair to use high-end materials and cutting-edge engineering that was met with both critical acclaim from renowned therapists and praise from thousands of users.

With the feedback received and the knowledge acquired, we are extremely proud to launch a new generation of innovative wheelchairs.

We did it again.

-The Motion Composites' team



HELIO C2 CARBON

What a folding wheelchair should be.

Every little detail of the Helio was specifically optimized to help you go farther! Our wheelchair lets you minimize the risk of long-term shoulder and joint injuries by alleviating the energy needed to propel.

Whether you push it forward or lift it in the trunk of a car, the helio C2 gives you more freedom!



26% lighter than the competition.

The Helio changed the way we see wheelchairs thanks to outstanding performance and unrivaled lightness. We are doing it again with the C2, lowering our own trend-setting weight by 10%! Fully equipped, the Helio C2 is strikingly lighter than the competition with a 9 pounds difference.

The lowest seat-to-floor height.

The innovative frame design of the Helio C2 lets you achieve a super low 13 ½" seat-to-floor height with a 4" caster on a standard frame. That's the same frame that can go up to 21"!

Truly innovative armrest.

Our new composites lightweight armrest quickly converts from flip-back to single post for easier configuration. Height adjustments are just a flick away thanks to a simple trigger system. On top of this, experience safer transfers with our enhanced rubber grip finish.

Get more mileage out of your energy.

Everybody benefits from an easier to propel wheelchair. Featuring an entirely symmetrical carbon fiber crossbrace, oval shaped tubes and oversized pivot axles, our unique Ultrarigid Folding System (UFS) maximizes frame rigidity and energy conservation.



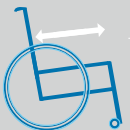
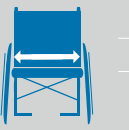





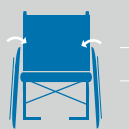
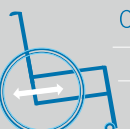
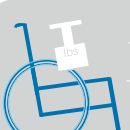

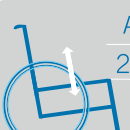


Carbon Fiber :
The ultimate sophistication.

We use the same high quality material used in F1 and aerospace to design and build the lightest wheelchairs on earth.

Our T700 high-modulus carbon fiber is unrivaled when it comes to strength and rigidity. This means our frame is not only ultra-light, but also exceptionally strong.



	Seat depth 35.5 – 51 cm 14" - 20"		Seat width 35.5 – 51 cm 14" - 20"		Front seat to floor 33 - 53.5 cm 13" - 21"
	Rear seat to floor 31.5 - 51 cm 12 1/2" - 20"		Back height 23 – 53.5 cm 9" - 21"		Footrest angle 60°, 70°, 90°
	Back angle 85° to 110°		Wheel camber 0°, 3°, 6°		Center of gravity 8.5 cm range 3 1/4" range
	Weight limit 113 kg 250 lbs		Overall width from + 19 cm from 7 1/2"		Armrest height 20.5 – 35.5 cm 8" - 14"

		
Carbon Finish	Sunkissed Orange	Steel Blue
		
Basalt Black	Ferrari Red	Sapphire Blue
		
Charcoal	Burgundy	Monster Green
		
Fushia	Acid Green	



High-Modulus Carbon T700 - The lightest and most rigid material available, also renowned for its vibration dampening properties.



Rigid Unibody Frame - A unibody frame is much stronger and needs less maintenance than a standard two-part frame. It also reduces weight while maximizing propulsion efficiency.



Symmetrical Molded Crossbrace 3D - Entirely symmetrical carbon fiber crossbrace for reduced torsion and a better distribution of forces throughout the frame.



Ultrarigid Folding System - Extremely precise tolerances and oversized pivot axles for best-in-class propulsion efficiency.



Forged Vertical Axleplate + - Offers the most precise rear wheel adjustability of the industry. The vertical mounting maximizes rigidity and responsiveness.



Evolve caster housing - Imbedded inside the frame for rock solid durability, the Evolve Caster Housing offers easy and precise infinite adjustments.



Newton Accessories - The whole range of newton accessories are designed to be light and offer improved functionalities.

Fashion at your fingertip.

Choose from our exquisite palette of stylish colors for your frame and footrests.

We also offer several color highlights for true customization.

Motion Composites

519 J-Oswald Forest, suite 101
 Saint-Roch-de-l'Achigan (QC) J0K 3H0
 T (450) 588-6555 - F (450) 588-0200
info@motioncomposites.com

www.motioncomposites.com

facebook.com/heliowheelchair

youtube.com/heliowheelchair

twitter.com/mcwheelchairs



MOTIONCOMPOSITES