



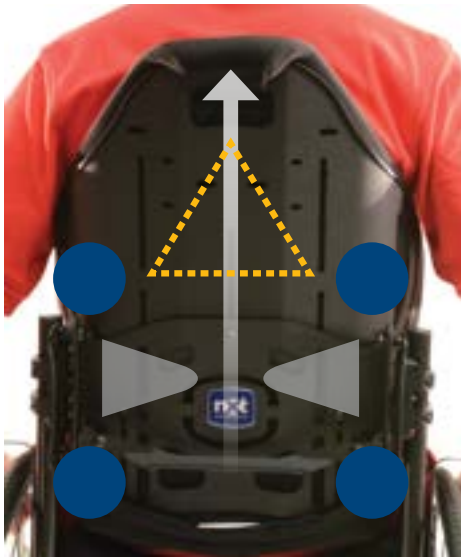
SHAPED TO **SUPPORT**
YOUR EVERY MOVE

nxt OPTIMA SERIES FEATURES & BENEFITS

The nxt Back Support Series provides a range of back Support models, with Pelvic or thoracic shapes and posterior, posterior lateral and posterior deep lateral support. The full or scapula cut-out shapes are designed to provide excellent support and comfort while enhancing the user's natural range of motion. The Quickfit hardware is fully adjustable and the pelvic positioning pads provide optimal positioning of the pelvis for exceptional comfort and support.

STABILITY, SYMMETRY & SHOULDER FREEDOM

- nxt Backs, support the Spinal Column within the "Scapula Triangle" which improves shoulder freedom and head control
- nxt Backs provide support to the side of the pelvis and thorax to stabilize the entire spinal column



POSITIONING CUT-OUT

Positioning cut-out allows the bottom edge of the back support to rest in the PSIS area. This provides a space for the buttocks to protrude beyond the back for better more natural seated position



LOW PIVOT POINT

The mounting hardware attachment points have a low pivot point designed to pivot around the PSIS

The low pivot point allows you to support the pelvis while adjusting recline. This reduces the movement of the pelvis affected by angle adjustment of the hardware



CUSTOMIZABLE SUPPORT

Lateral supports can be bent in or out for better postural control and customized fit



DUAL DENSITY FOAM

1.5" Dual density Polyurethane foam. Soft top layer for comfort and a firm bottom layer for protection



SPACER MESH

Antimicrobial fabric

PRE-SLOTTED HOLES

All nxt back supports come with pre-slotted holes made to fit most after market head rest mounting hardware and belts & harnesses

ONE-HAND QUICK RELEASE

REFLECTIVE PIPING

Increases user visibility at night


QUICKFIT™ MOUNTING SYSTEM

- Quick and easy to adjust while client is in the chair
- Can be adjusted to accommodate asymmetrical posture
- 2-point mount hardware is a discrete size and provides strength and rigidity to the back support
- 50° of angle adjustment
- 5" (12.7cm) of depth adjustment, 2.5" (6.4cm) in front and 2.5" (6.4cm) behind back canes
- Fits metric and imperial tubing including, 1" (2.5cm), 7/8" (2.2cm) or 3/4" (1.9cm) back canes without shims
- Mounting hardware can be reversed for increased range
- 25° of posterior & 25° of anterior adjustment
- Provides rotation adjustment for pelvic or trunk rotation
- Clamps open wide for installation/removal without taking them apart
- Fits 3 widths of chair by adjusting mounting position (ie. 16" back fits 16", 17" & 18" chairs)
- 1-hand quick release for easy removal

FIXED MOUNTING SYSTEM



REMOVABLE MOUNTING SYSTEM



Optional height settings

Control chair width adjustment

Lock hardware onto the back cane and control height & rotation

Control depth and angle adjustment

ACCOMMODATES
ASYMMETRICAL POSTURE

50° OF ANGLE
ADJUSTMENT

50°





The next back support complies with the following crash tests when proper head support is provided by an appropriate head rest system. Low back supports without a head support system are not recommended for use in transport in a motor vehicle.

-ISO 16840-4 Wheelchair Seating - part 4: Seating Systems for use in motor vehicles.

-RESNA WC-4:2012 Section 20: Seating Systems for use in motor vehicles.

FIXED HEIGHT THORACIC BACK SUPPORT



ACBACK

PCBACK

- 3" (8cm) gentle thoracic contour for optimal comfort and support.
- Depth adjustable 5.5-7" (14-18cm) deep thoracic contour for optimal comfort and support
- Scapula cut-out shape
- Shallow or deep contours
- Available in 14-22" (35-55cm) widths
- Available in 9, 13, 16 & 19" (23, 33, 40, 48cm) heights
- Pelvic cut out for optimal pelvic positioning
- Optional thoracic trunk supports
- Pre-stamped for head supports, belts & harnesses
- Weight capacity 300-400lbs (136-182kg)
- Width/height adjustable mounting attachments

CARBON FIBER FIXED HEIGHT THORACIC BACK SUPPORT



ACBACK

ACBACK

- Removable Quickfit mounting hardware
- Fixed (non removable) Quickfit mounting hardware
- Ultra-light weight 100% T700 Carbon Fiber material is strong and attractive with a gloss clear coat finish
- 3" (8cm) gentle thoracic contour for comfort & support
- Available in 14-20" (35-50cm) widths
- Available in 9, 13 & 16" (23, 33, 40cm) heights
- Scapula cut-out shape
- Shallow contour
- Pelvic cut out for optimal pelvic positioning
- Optional thoracic trunk supports
- Pre-stamped for head supports, belts & harnesses
- Weight capacity 300lbs (136kg)
- Width/height adjustable mounting attachments

FIXED HEIGHT PELVIC BACK SUPPORT



ACBACK

- 3" (8cm) gentle thoracic contour for optimal comfort and support.

PCBACK

- Depth adjustable 5.5-7" (14-18cm) deep pelvic contour provides optimal midline support

- Adjustable depth lateral contours
- Shallow or deep contours
- Available in 16-20" (40-50cm) heights
- Available in 16-22" (40-55cm) widths
- Full back support shape
- Lightweight aluminum shell
- Adjustable depth lateral contours
- Shallow or deep contours
- Pelvic cut out for optimal pelvic positioning
- Optional thoracic trunk supports
- Pre-stamped for head supports, belts & harnesses
- Weight capacity 300-400lbs (136-182kg)
- Width/height adjustable mounting attachments

HEIGHT ADJUSTABLE BACK SUPPORTS



ACBACK

- 3.5" (9cm) lateral contour for excellent postural support

SCBACK

- 4.75" (12.1cm) lateral contour for optimal midline support and positioning

PCBACK

- 6.5" (16cm) deep lateral contour for optimal midline support and positioning

- Step-less height adjustment from 16"-20" (40-50cm)
- Available in 16-24" (40-60cm) widths
- Upper portion adjusts to position lateral support & back height
- Fixed lower section controls the pelvis
- Scapula cut-out back support shapes
- Lightweight aluminum shell
- Shallow, mid or deep contours
- Pelvic cut out for optimal pelvic positioning
- Optional thoracic trunk supports
- Pre-stamped for head supports, belts & harnesses
- Weight capacity 300-400lbs (136-182kg)
- Width/height adjustable mounting attachments

HEIGHT ADJUSTABLE BACK FEATURES

Upper portion is adjustable to position lateral support and back height where desired

Lower section is fixed to control the pelvis

The step-less adjustment is ideal for small incremental change or a change in condition requiring a change in back height of contour support placement



nxt ARMADILLO



The nxt Armadillo is a fixed height, multi-adjustable postural support back that has a gentle contour and optional lateral and pelvic supports. The Armadillo back support has a three section modular shell designed to adjust to fit the unique contour of the user's spine. Designed for users with kyphosis or other spinal deformities.

Upper section adjusts 40° anterior and 20° posterior

Middle section provides width, height, depth and angle adjustment

Lower section adjusts 30° anterior and 30° posterior when locked and can be adjusted to allow for placement of the gluteal shelf

new slotted mounts for stepless width adjustment

- Multi-Adjustable to accommodate a variety of spinal deformities
- Kyphosis. Able to wrap around the curve and off load the spinous process in the recess of the middle channel
- Posterior/Anterior pelvic tilt. Provides aggressive support to the PSIS. Ideal for supporting optimal or neutral pelvic positioning in a step by step process
- Ideal for incremental adjustment where radical changes may cause discomfort
- Mounting attachments can be adjusted symmetrically and asymmetrical
- Lower section provides posterior adjustment to accommodate lordosis
- Ideal as a second chair option where a custom back is on the main chair
- Width adjustable and angle contour and pelvic lateral supports available
- Dual density Visco- elastic gel and polyurethane foam layers



WIDTH	14"	16"	18"	20"	22"	24"
HEIGHT	16"		18"			



Lower section can be made to adjust to allow for placement of the gluteal shelf

Width adjustable and angle contour and pelvic lateral supports available



next HEIGHT ADJUSTABLE KIDS CONTOUR BACKS



new



- 1" (2.5cm) gentle lateral contour
- *Contour lateral pads* provide additional postural support & potential for width growth
- Steplessly and easily adjusts in height
 - 10" model: 8-10.5" (20-27cm)
 - 12" model: 9-11.5" (23-29cm)
 - 14" model: 10-12.5" (25-32cm)



Fixed or swing away positioning lateral supports



To increase contour depth, add the optional single or dual contour lateral. Contour lateral is width adjustable for growth.

next VICAIR® BACK



- Ideal for tilt chairs, users with a kyphotic posture or users with the potential for skin breakdown on their spine
- Adjustable Vicair® back cushion has eleven pockets that can be individually accessed to customize fit for comfort and postural support without requiring a custom back support
- VC Back uses Vicair pressure redistribution technology
- Adjustable to customize fit for various spinal deformities. Individual pockets can be adjusted to fit the desired postural shape required for the individual
- Deep 6" lateral supports are bendable inward or outward for a customized fit.
- Deep contour for excellent positioning of the spine with cradled support
- Increased comfort over modular or fabric back supports
- Shape can be adjusted to accommodate a change in the users postural support needs
- Incremental adjustments can be made and changed as required
- 300lbs / 136.1kg weight capacity



nxt BACK ACCESSORIES



new MultiFit HEAD SUPPORT



The MultiFit head support is available in three sizes, contoured, large and extra large



The head support pad is made from comfortable layered foam with a removable washable cover



The MultiFit fixture has a curved depth and angle adjustment feature providing a wide range of settings



The vertical post can be set in three different rotation orientations and has a latch style clamp for easy height adjustment & removal

THORACIC SUPPORTS

Wide range of thoracic trunk supports available. Including Fixed or swing away arm styles with single or dual pads. Pads are adjustable in length and position. Neoprene covers available.



Short lateral arm with adjustable single pad. Available with small or large pad.



Swing away adjustable length lateral arm with single or dual adjustable pad for fixed arm. Available with large pad for single and small pad for dual.



Swing away short lateral support arm with single pad. Shown with optional quad release lever on swing away. Available with small or large pad.



Swing away short lateral support arm with single adjustable pad. Available with small or large pad.



NEOPRENE COVER



ADJUSTABLE LATERAL SUPPORT



ADJUSTABLE PELVIC-LUMBAR SUPPORT





NüFit



BioFit

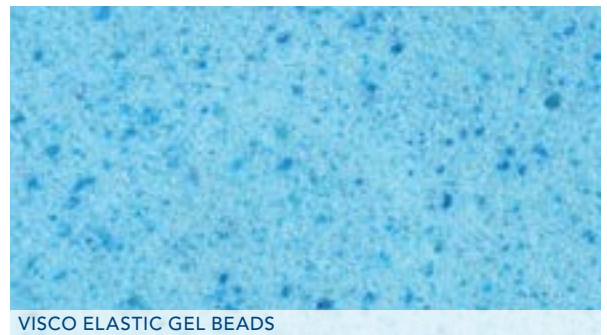
DESCRIPTION

The **nxt** NüFit cushion is a multi-layer contoured cushion designed for users who need a comfortable cushion with good positioning and are at low to medium risk of skin break down.

The **nxt** BioFit multi-layer design provides deep immersion and support for skin protection for users at medium to high risk of skin break down, by redistributing pressure over the full sitting surface of the cushion.



OPTIONAL FLUID PROOF COVER



VISCO ELASTIC GEL BEADS

OUTER COVER

Air mesh cover for comfort and low temperatures

Optional fluid proof easy to wipe clean cover

Textured non-skid bottom with loop Velcro & carry strap

INNER COVER

Fluid proof and breathable

Multi-directional stretch fabric for immersion

Wipes clean between washes

Zipper for foam access and protection

DESIGN

Pre-ischial support prevents sliding and provides pelvic support

Moderate abductor/adductor contour for mid-line positioning of the femurs

Radius cut at the rear for sacral support and to match contour of modular back supports

Beveled front edge for foot propellers or users who want to sit with a tight front frame angle or who have tight ham strings



Anatomically shaped SPS (Selectively Perforated Softening) perforations are anatomically positioned to support the Ischial/sacral area to prevent sliding and shear and maintain pelvic positioning. Provides immersion and lower pressures to the bony prominences while supporting surrounding areas that can take a higher load.







NuFIT



BioFIT



TOP LAYER	HR Foam is cool to touch and not affected by heat build up or extreme cold like Visco foam. Soft density for comfort and immersion and made with antibacterial properties	new Blue Visco Gel foam reduces heat build up critical to minimize skin integrity issues. Soft density for comfort and immersion. Made with antibacterial properties.
MID LAYER	Medium density HR foam provides improved support, positioning and immersion	Medium density Visco foam provides improved support, positioning and immersion.
BOTTOM LAYER	Firm HR contour cut foam for stability & durability with SPS technology	Firm HR contour cut foam for support, stability & durability with SPS technology
WEIGHT CAPACITY	300lbs (136.1kg)	
		
DIMENSIONS <small>inch (cm)</small>		
Available Widths ¹	6; 18; 20; 22 (40; 45; 50; 55)	10; 12; 14; 16; 18; 20; 22 (25; 30; 35; 40; 45; 50; 55)
Available Depths ²	6; 18; 20; 22 (40; 45; 50; 55)	12; 14; 16; 18; 20; (30; 35; 40; 45; 50)
 Height at adductors	4.25 (10)	4.25 (10)
 Height at abductor	3.75 (9.5)	3.75 (9.5)
 Height at leg troughs	3.25 (8.2)	3.25 (8.2)
<small>¹Actual cushion width is 0.5" less than stated to fit 2 sizes of wheelchair. ²Actual cushion depth is 2" longer than stated to allow for radius cut.</small>		
CUSHION WEIGHT <small>Based on a 1616 Cushion</small>	2.4lbs (1.1kg)	2.8lbs (1.3kg)

ACCESSORIES



PELVIC OBLIQUITY/LATERAL PADS

Available in 0.5" or can be doubled to 1", are easy to install in a variety of locations with double-sided tape and trimmed to fit. Can be used as a pelvic obliquity build up or adduction for thighs.



SOLID SEAT INSERT

Slim profile Solid seat inserts are available to provide a firm sitting surface and are contoured to eliminate the hammock effect when cushions are used on a sling seat.



PRODUCT WEIGHT BASED ON 1616 BACK - lbs (kg)

PRODUCT	FHT AC	FHT PC	FHP AC	FHP PC	FHTCF AC	HA AC	HA SC	HA PC	HAKC12	VC	ARMADILLO
Shell	2.7 (1.2)	3.3 (1.5)	2.3 (1.2)	3.3 (1.5)	1.9 (0.9)	4.1 (1.9)	4.5/2	4.7/2.1	1.4/0.6	3.7/1.7	3.9/1.8
w/QR System	4.6/2.1	5.1/2.3	4.4/2	5.1/2.3	3.8/1.7	5.9/2.7	6.4/2.9	6.6/2.9	2.3/1	5.5/2.5	5.3/1.8
w/Fixed System	3.6/1.6	4.2/1.9	3.6/1.6	4.2/2	2.9/1.3	5/2.3	5.5/2.5	5.6/2.5	-	-	-

PRODUCT HEIGHT BY WIDTH - inch (cm)

WIDTH	10 (25)	12 (30)	14 (35)	15 (38)	16 (40)	17 (43)	18 (45)	20 (50)	22 (55)	24 (60)		
FHT AC	-		9; 13; 16 (23; 33; 40)		9; 13; 16; 19 (23; 33; 40; 48)				13; 16; 19 (33; 40; 48)	-		
FHT PC				9; 13; 16 (23; 33; 40)								
FHP AC			-		16; 18; 20 (40; 45; 50)	-	16; 18; 20 (40; 45; 50)					
FHP PC			-									
FHTCF AC			9; 13; 16 (23; 33; 40)								-	
HA AC			-		-		16-20 (40-50)	-	16-20 (40-50)			
HA SC												
HA PC												
HA KC	8-10.5 (20-27)	9-11 (23-29)	10-11 (25-32)	-								
ARMADILLO	-		16 (40)	-	16 (40)	-	18 (45)					
VC	-				16-20 (40-50)	-	16-20 (40-50)		-			

WARRANTY

The nxt Seating Series is manufactured with great care with a focus on quality and function. Each product comes with a two year warranty against manufacturer's defects from the date of purchase and applies to the original purchaser. Dynamic Health Care Solutions reserves the right to repair or replace it free of charge. The warranty does not apply to normal wear and tear, burns, punctures or tears to the cover. See specific product manual for more details.

AVAILABLE FROM:

Manufactured and
Distributed in Canada by:



Dynamic Health Care Solutions
753011 Second Line EHS, Orangeville, ON L9W 5W4

Tel: (866) 875-2877 • (519) 942-8441
Fax: (866) 875-2878 • (519) 942-2186

www.DynamicHCS.com