

permobil

TILITE MANUAL WHEELCHAIRS

OPTIONS





## FRONT WHEELS

- 1 FW24** 3"x1.5" LiteSpeed Billet Aluminum Wheel w/Soft Roll Tire  
- Silver Hub OR Black Hub
- 2 FW25** 4"x.75" LiteSpeed Billet Aluminum Wheel w/Poly Tire  
- Silver Hub OR Black Hub
- 3 FW3** 4"x.75" Light-Up Micro-Caster
- 4 FW27** 4"x1.5" LiteSpeed Billet Aluminum Wheel w/Soft Roll Tire  
- Silver Hub OR Black Hub
- 5 FW6** 5"x1" Plastic Wheel w/Poly Tire
- 6 FW30** 5"x1.5" LiteSpeed Billet Aluminum Wheel w/Soft Roll Tire  
- Silver Hub OR Black Hub
- 7 FW28** 5"x1.5" LiteSpeed Plastic Wheel w/Soft Roll Tire
- 8 FW33** 6"x1.5" LiteSpeed Billet Aluminum Wheel w/Soft Roll Tire  
- Silver Hub OR Black Hub

### ADDITIONAL FRONT WHEEL OPTIONS NOT SHOWN

- FW14** 4"x.75" Plastic Wheel w/Poly Tire
- FW26** 4"x1.5" LiteSpeed Plastic Wheel w/Soft Roll Tire
- FW29** 5"x.75" LiteSpeed Billet Aluminum Wheel w/Poly Tire  
- Silver Hub OR Black Hub
- FW9** 6"x1" Plastic Wheel w/Poly Tire
- FW34** 6"x1" LiteSpeed Billet Aluminum Wheel w/Poly Tire  
- Silver Hub OR Black Hub
- FW32** 6"x1.5" LiteSpeed Plastic Wheel w/Soft Roll Tire



## FRONT FORKS

- 1 GL1** Glide™ Suspension Fork
- 2 GL2** Glide™ Single-Sided Suspension Fork
- 3 FK1** TiLite Standard Fork
- 4 FK2** TiLite Slipstream Single-Sided Fork



## AXLES

- 1 AXL1** Stainless Quick Release
- 2 AXL3** Quad Release



### ADDITIONAL AXLES OPTIONS NOT SHOWN

- AXL2** Titanium Quick Release



## REAR WHEELS

### REAR WHEELS BY OUT-FRONT®

**1** RW14 SHADOW

### PERFORMANCE REAR WHEELS

**2** RW16 Spinergy Carbon Blade

**3** RW8 Spinergy LX

**4** RW7 Spinergy SPOX

**5** RW17 X-Core Mag



Available in 20" [451], 22" [501], 24" [540], 25" [559] and 26" [590] sizes.



Available in 24" [540] and 25" [559] sizes.



Available in 22" [501], 24" [540], 25" [559] and 26" [590] sizes.

AVAILABLE SPOKE COLORS



Available in 22" [501], 24" [540], 25" [559] and 26" [590] sizes.

AVAILABLE SPOKE COLORS



Available in 20" [451], 22" [501] and 24" [540] sizes.



## REAR TIRES

### PNEUMATIC REAR TIRES

- 1** RTR1 Treaded 22" (501), 24" (540) and 26" (590)
- 2** RTR3 Primo Treaded 25" (559)
- 3** RTR4 Primo 20" (451), 22" (501), 24" (540), 25" (559) & 26" (590)
- 4** RTR8 Schwalbe® Marathon Plus Evolution 24" (540), 25" (559) & 26" (590)
- 5** RTR9 Schwalbe® Slick 24" (540) and 25" (559)
- 6** RTR24 Kenda Kobra

### SOLID REAR TIRES

- 7** RTR22 Primo Express
- 8** RTR23 Primo Active



## HANDRIMS

### STANDARD HANDRIMS

- 1 RIM1** Aluminum – Silver Anodized
- 2 RIM21** Aluminum – Black Anodized
- 3 RIM12** Titanium – Satin Finish

### HANDRIMS BY OUT-FRONT®

- 4 RIM14** The Natural-Fit® Standard Grip  
*Original, Larger Profile*
- 5 RIM18** The Natural-Fit® LT Super Grip  
*Reduced Weight, Smaller Profile*
- 6 RIM10** The Surge  
*All-In-One Oval with Gription™ Strip, Larger Profile*
- 7 RIM11** The Surge LT  
*All-In-One Oval with Gription™ Strip, Smaller Profile*
- 8 RIM20** Q-Grip  
*Exclusive High-Friction, Anti-Slip Coating*

### ADDITIONAL HANDRIM OPTIONS NOT SHOWN

- RIM15** The Natural-Fit  
*With Super Grip Original, Larger Profile*
- RIM16** The Natural-Fit  
*Without Thumb Grip Original, Larger Profile*
- RIM17** The Natural-Fit LT Standard Grip  
*Reduced Weight, Smaller Profile*
- RIM19** The Natural-Fit LT  
*Without Thumb Grip Reduced Weight, Smaller Profile*
- RIM5** Plastic Coated – Black
- RIM6** Projections – 8 Vertical Projections



The Natural-Fit    The Natural-Fit LT

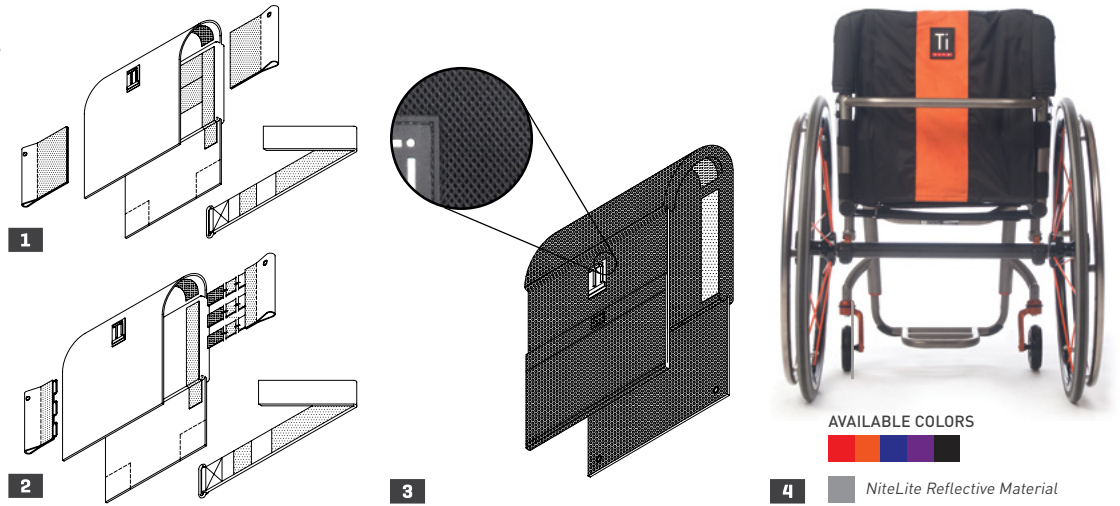
OUT-FRONT NATURAL-FIT



OUT-FRONT SURGE

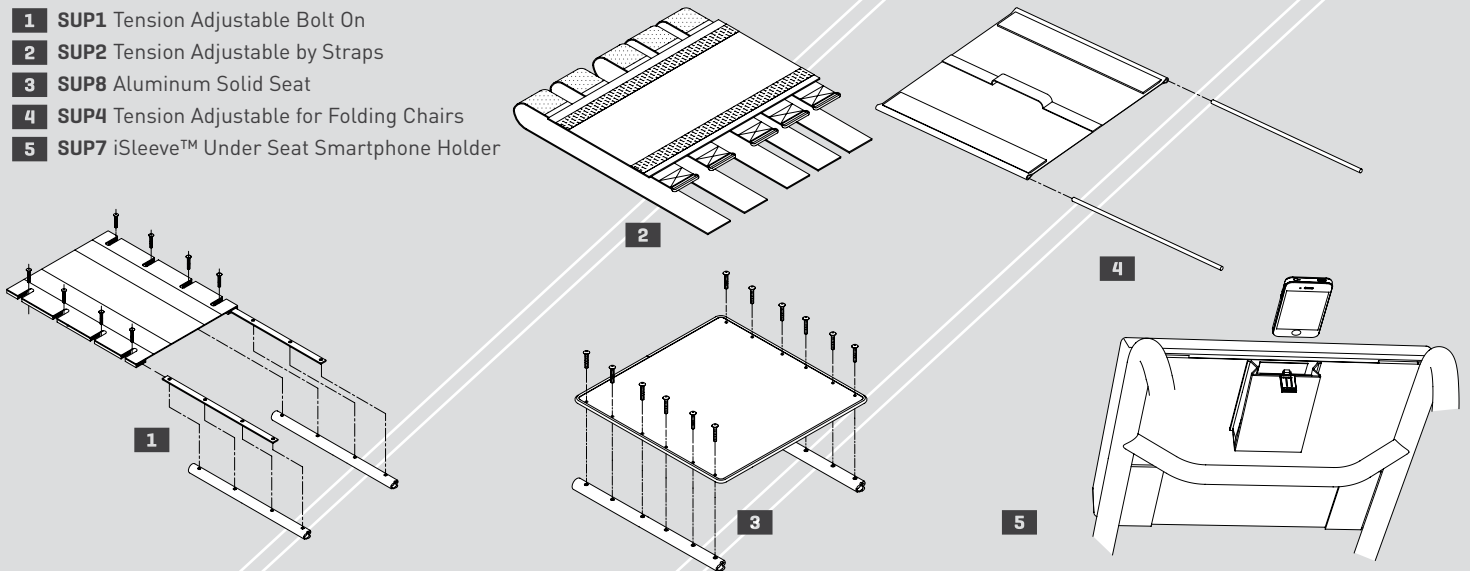
## BACK UPHOLSTERY

- 1** BUP2 Velcro Adjustable
  - 2** BUP3 Tension Adjustable by Straps
  - 3** BUP5 AIR Breathable Upholstery
  - 4** UPC3 Ultrasuede Backrest Stripe
- Picture to Right



## SEAT UPHOLSTERY

- 1** SUP1 Tension Adjustable Bolt On
- 2** SUP2 Tension Adjustable by Straps
- 3** SUP8 Aluminum Solid Seat
- 4** SUP4 Tension Adjustable for Folding Chairs
- 5** SUP7 iSleeve™ Under Seat Smartphone Holder



## WHEEL LOCKS

### COMPOSITE WHEEL LOCKS BY OUT-FRONT®


- 1** WLK7 O-F Push OR WLK8 O-F Pull (shown)
- 2** WLK9 O-F Scissor
- 3** WLK10 Extension Handles for O-F Push OR Pull

### ADDITIONAL WHEEL LOCKS

- 4** WLK3 Uni-Lock All-in-One Push OR Pull

### ADDITIONAL WHEEL LOCKS OPTIONS NOT SHOWN

- WLK4 Extension Handles for Uni-Lock



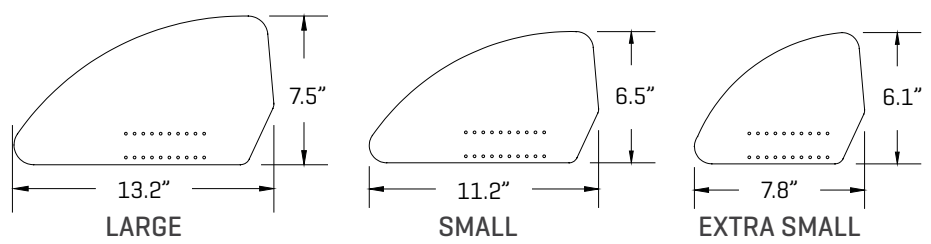


## SIDE GUARDS

- 1 SDG7** Carbon Fiber Rigid Removable
- 2 SDG8** Carbon Fiber Quad Removable w/Hole
- 3 SDG9** Carbon Fiber Fold Down Rigid
- 4 SDG12** Carbon Fiber Fendered Removable
- 5 SDG6** Aluminum Fendered Adjustable

### ADDITIONAL SIDE GUARDS OPTIONS NOT SHOWN

- SDG1** Cloth
- SDG2** Aluminum Rigid Removable
- SDG3** Aluminum Quad Removable w/ Hole
- SDG4** Aluminum Fold Down Rigid
- SDG11** Carbon Fiber Fendered Adjustable





## ARMRESTS

- 1** ARM1 Swing Away Tubular
- 2** ARM4 Swing Away - Flip Back Tubular
- 3** ARM2 Removable Height Adjustable Desk Arm with Rigid Side Guard
- 4** ARM3 Removable Height Adjustable Desk Arm with Rigid Side Guard and Transfer Loop
- 5** ARM8 2-Point Flip Back Desk Arm with Rigid Side Guard
- 6** ARM9 2-Point Flip Back Desk Arm with Rigid Side Guard & Transfer Loop

### ARMRESTS OPTION

ARM5 Covered in Black Ultrasuede





## FOOTRESTS

### RIGID CHAIR FOOTRESTS

- 1 FTR3 Angle Adjustable Footrest
- 2 FTR1 Titanium Footrest w/Flat ABS Cover
- 3 FTR2 Titanium Open Loop Footrest
- 4 FTR12 Titanium Flip-Back Footrest
- 5 FTR27 Flip-Back Depth & Angle Adjustable High Mount Footrest

### FOLDING CHAIR FOOTRESTS

- 6 FTR5 Flip-up Footrest
- 7 FTR6 1-Piece Flip-up Footrest
- 8 FTA5 Elevating Leg Rest w/FTR17 Depth Adjustable Flip-up Footrest

### ADDITIONAL FOLDING CHAIR FOOTRESTS NOT SHOWN

- FTR9 Depth Adjustable Flip-Up
- FTR11 Angle Adjustable Flip-Up
- FTR10 Depth and Angle Adjustable Flip-Up



NOTE: For a complete list of Footrest options see TiLite's order forms.

## ANTI-TIPS

- 1 TIP2 User Friendly Rear Flip-up
- 2 TIP5 Center Mount Swivel Caster

### ADDITIONAL ANTI-TIPS OPTIONS NOT SHOWN

- TIP1 Rear Aluminum - Black
- TIP4 Tip Assist
- TIP6 Center Mount Non-Swivel Caster



## PUSH HANDLES

- 1 **SB20** Bolt-On Center Mount Height-Adjustable Push Handle
- 2 **SB6** Integrated Push Handles
- 3 **SB7** Integrated Fold-Down Push Handles
- 4 **SB8** Bolt-On Push Handles


### ADDITIONAL PUSH HANDLES OPTIONS NOT SHOWN

- SB9** Bolt-On Height-Adjustable Push Handles  
**SB21** TWIST Stroller Handle



## ADDITIONAL OPTIONS

- 1 **SB5** Carbon Fiber TiShaft™ Back Release Bar - Also available in **SB4** Titanium and **SB3** Aluminum
- 2 **CBR6** Carbon Fiber Camber Tube - Also available in **CBR3** Titanium and **CBR15** Aluminum
- 3 **MPCT2** Neoprene Impact Guards with Ultrasuede Stripe
- 4 **LUG1** Luggage Carriers
- 5 **PCH3** Black TiLite Seat Pouch & **BCK3** Black TiLite Backpack
- 6 **CBR11** Zero Play Aluminum Camber Plugs & **CBR12** Adjustable Rear Wheel Spacing Camber Plugs
- 7 **SB2** & **SB15** Rounded Titanium Rigidizer Bar - Available on rigid chairs (not available on the TWIST)



**NOTE:** Not all options are available on all models. See order forms for availability and pricing. Prices, standard features, options and accessories are subject to change without notice.



## TATTOO & COLOR OPTIONS

### TATTOOS


- 1 The King of Rock
- 2 Aloha
- 3 Snow Leopard
- 4 Wood Grain



### HIGH GLOSS PAINT




### METALLIC PAINT




### ANODIZED COLORS




### MATTE PAINT




### CANDY PAINT



### PEARLESCENT PAINT



### NATURAL TITANIUM





## OPTIMIZE YOUR RIDE.

TiLite designs and builds the best frames out of the best materials, and offers TiFit® in order to ensure that your chair is made to measure to your specific characteristics. But we don't stop there, we also offer you more options to further optimize your ride.